



City SC San Marcos Coaches Meeting

July 26, 2023



Welcome Coaches!!

Welcome
to the
Fall 2023 Season!



Introductions

Board of Directors

Sean Houshmandi
President

Erin Kaminski
Executive
Administrator

Vicky Turner
Director of
Registration

Needed
Director of Referees

Danny Salas
Uppers ADOC

Ben Lund
Vice President

Jacob Sada (outgoing)
Director of Recreation
Upper

Kaylee Donaghy
Director of Team
Managers

Tiffany McBride
Operations Manager

Kino Valdez
Director of Coaching

Linda Latimer
Chief Financial Officer

Kristina Afonso
Director of
Sponsorship

Tracy Rich
Director of
Competitive Programs

Needed
Director of Recreation
Lower

Rob Tackaberry
Youngers ADOC

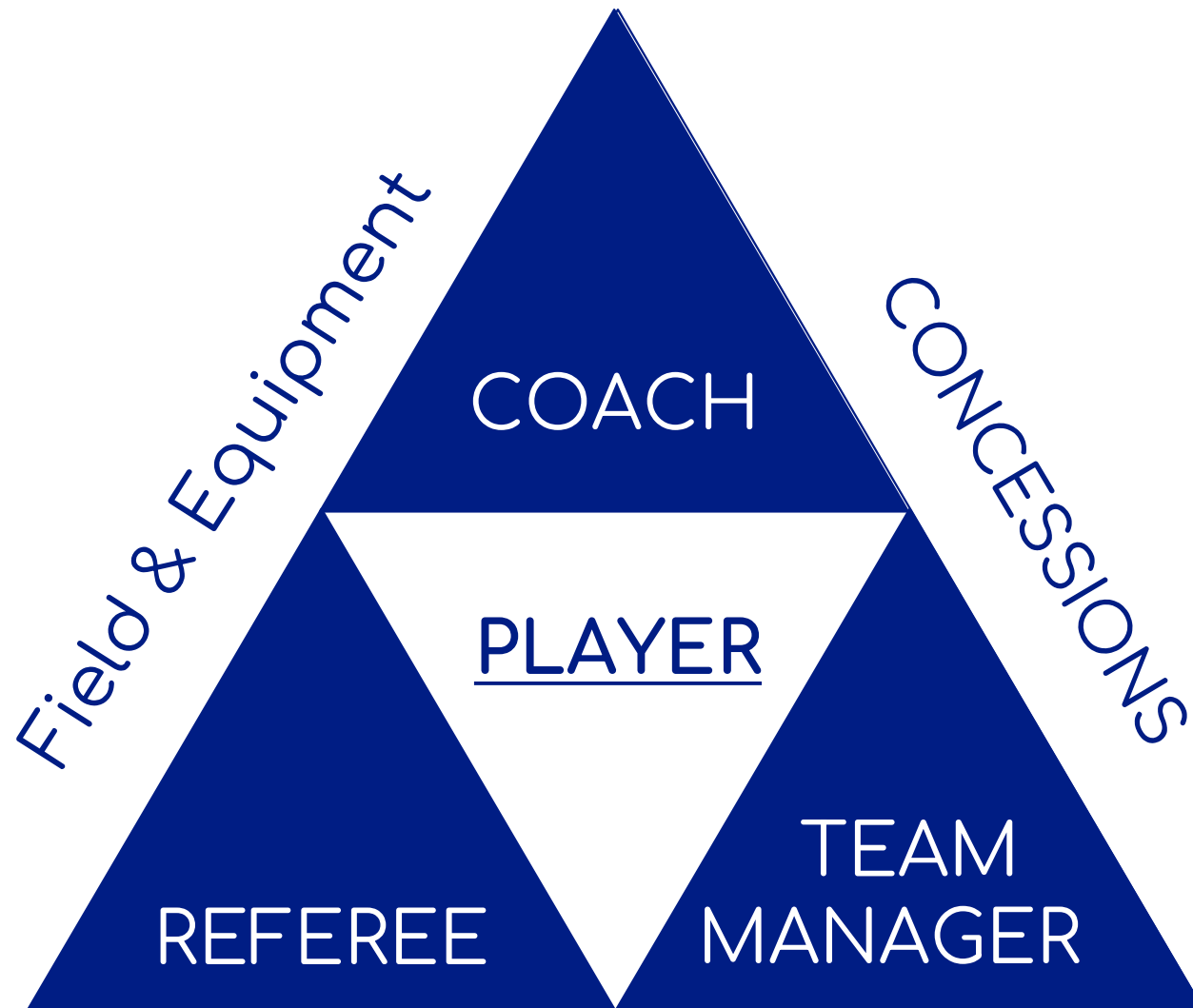


WHO WE ARE

City SC San Marcos is an all volunteer, community youth soccer organization.

We are a local program dedicated to providing the youth of San Marcos an exciting, fun and safe Soccer environment so they can learn the sport of soccer, build teamwork and develop sportsmanship skills.

Our Focus



Birth Year Chart

Seasons

Fall 2023
&
Spring 2024



Division	Birth Year
U05&U06	2018-2019
U07	2017
U08	2016
U09	2015
U10	2014
U12	2012-2013
U14	2010-2011
U16	2008-2009
U19	2005-2007

THE KICKOFF

A Kickoff is a pass that can go in any direction

The ball is in play once it is kicked and clearly moves

The ball must be touched by another player.

GAME FORMAT

U05, U06 & U07

4v4 | 4v4

Dual Fields (side-by-side)

15' by 20' fields

No Goalkeeper

GAME FORMAT

U08

7v7

40' by 70' Field

Buildout Line*

Goalkeeper

No Referee

No Punts or Dropkicks

GAME FORMAT

U09/U10

7v7

40' by 70' Field

Buildout Line*

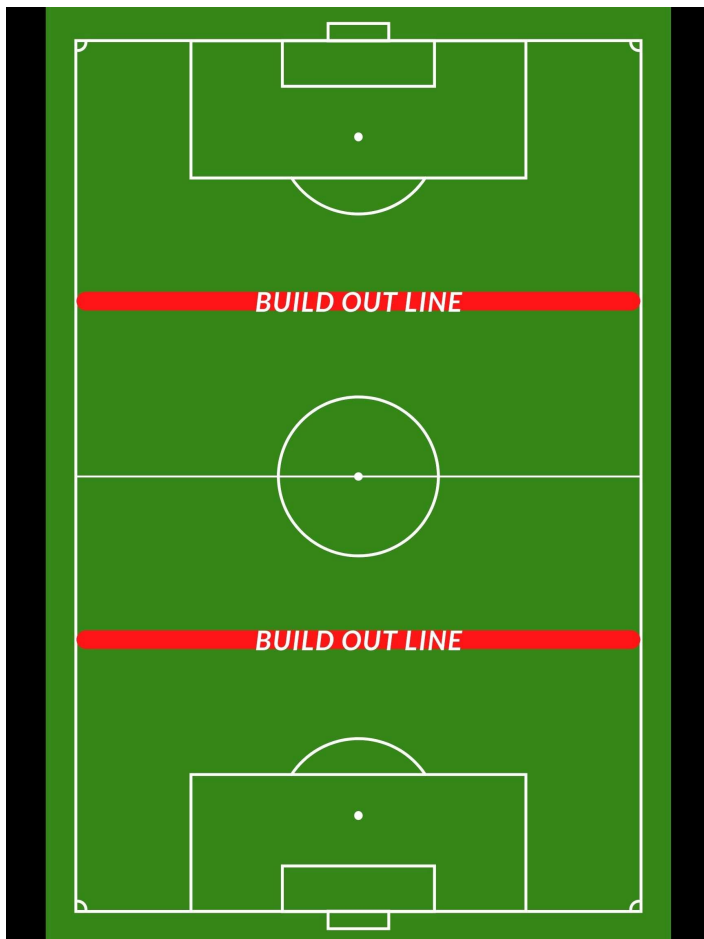
Goalkeeper

Referee

No Punts or Dropkicks

GAME FORMAT

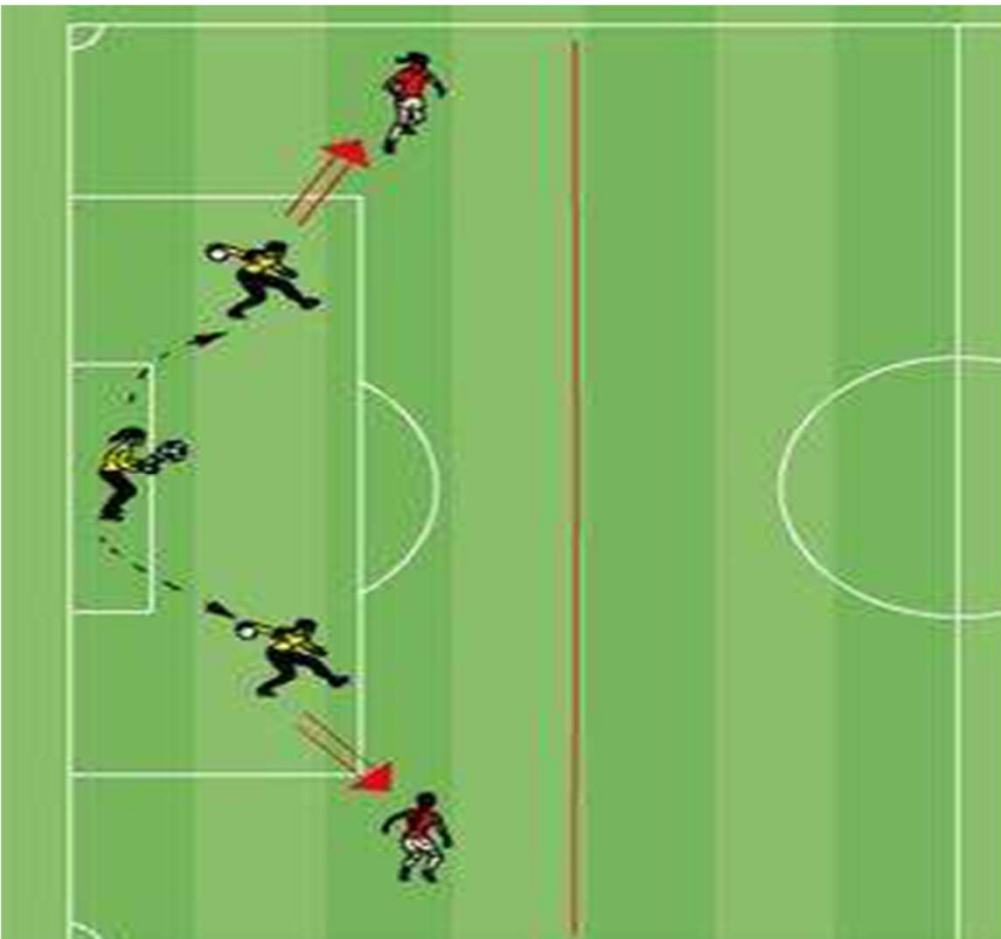
U09/U10 Buildout Line



The Buildout line is a dividing line located between the goal line and the midfield line. It serves to teach teams how to build out of the back.

GAME FORMAT

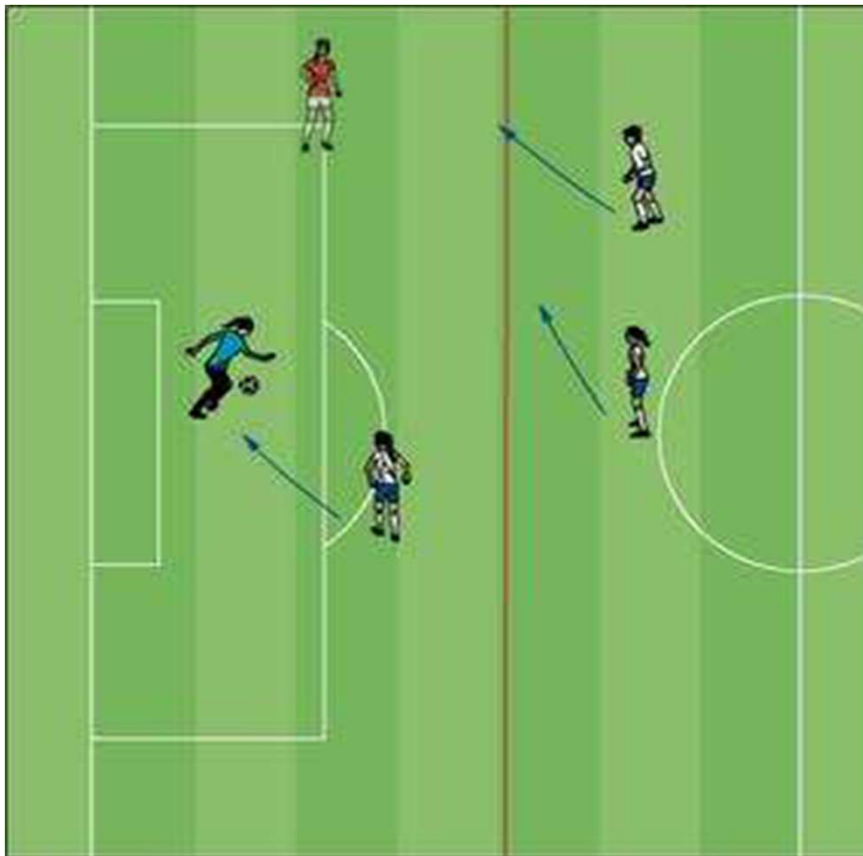
U09/U10 Buildout Line



1. The Keeper can Distribute the ball, by hand, to any players behind the buildout line without pressure until the ball is touched by the player.

GAME FORMAT

U09/U10 Buildout Line

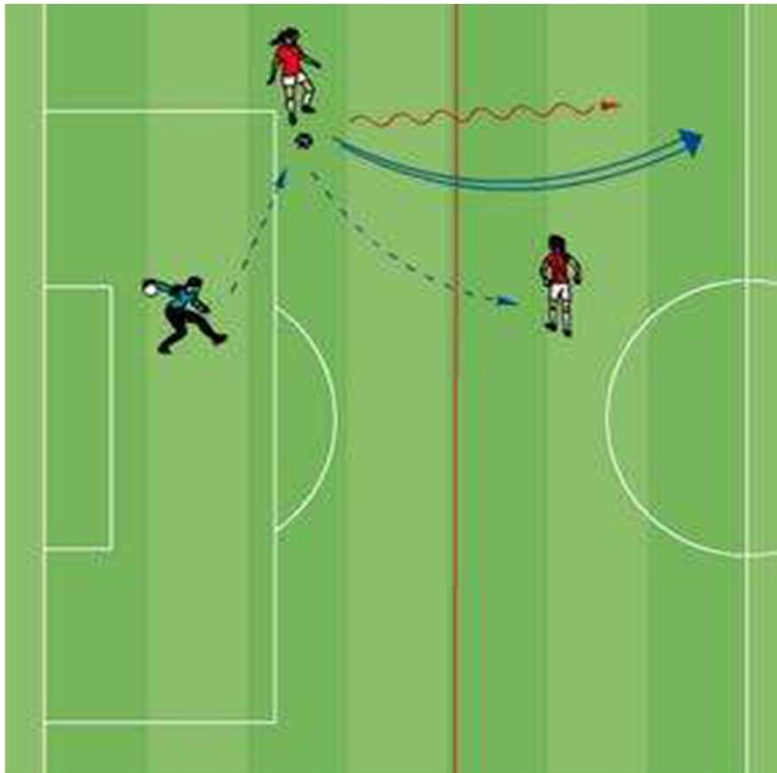


The Keeper may place the ball on the ground for a kick.

The ball is LIVE once the Keeper places the ball on the ground and removes their hands.

GAME FORMAT

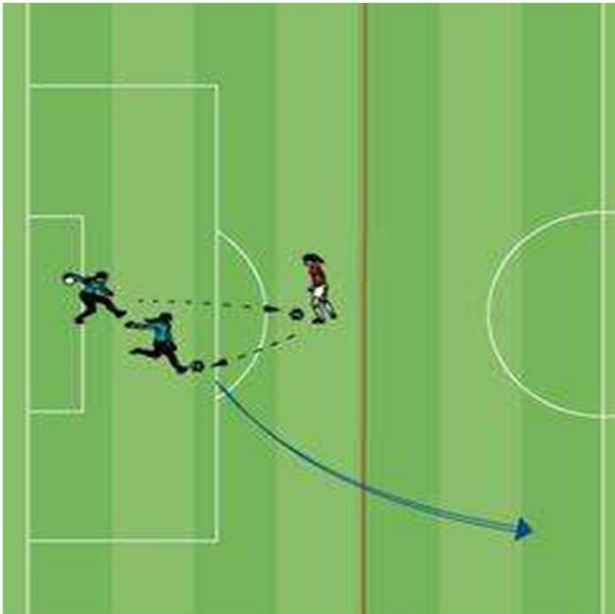
U09/U10 Buildout Line



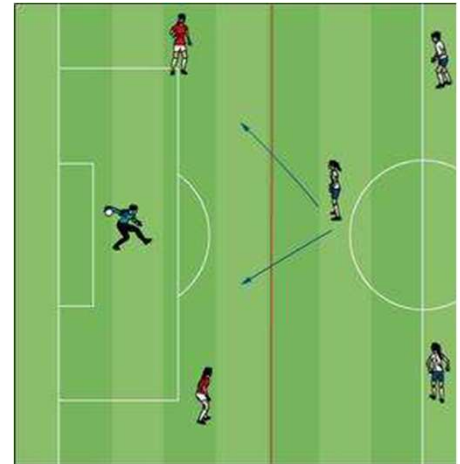
When distributed by hand, the ball is not live until it is either touched by another player on the same team or crosses the Buildout line.

GAME FORMAT

U09/U10 Buildout Line



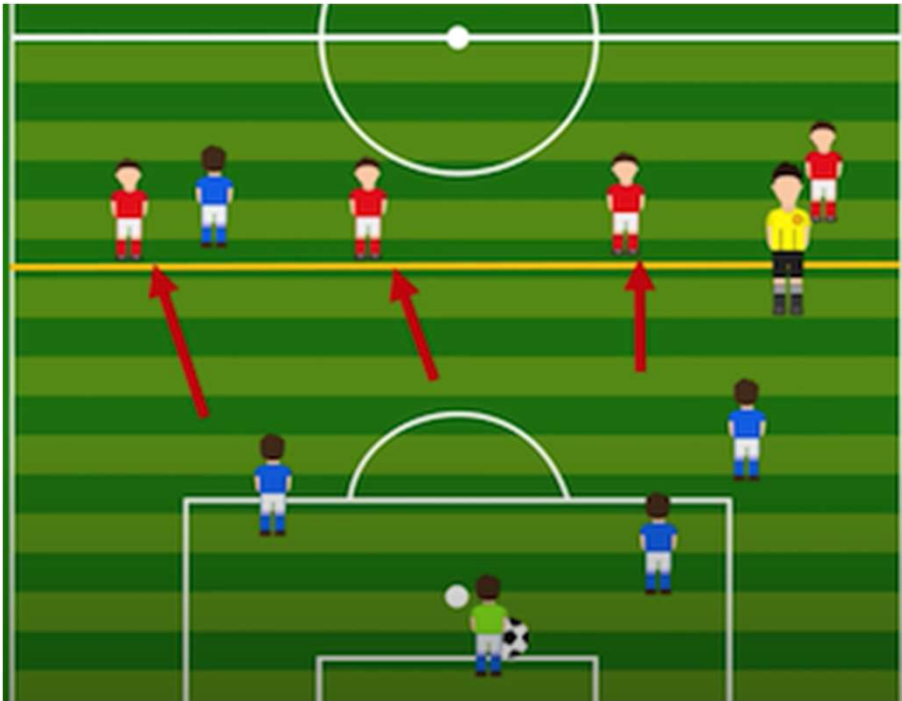
There are many ways to move the ball down field quickly but please remember the purpose of the buildout line.



Keep any plays simple to begin with.

GAME FORMAT

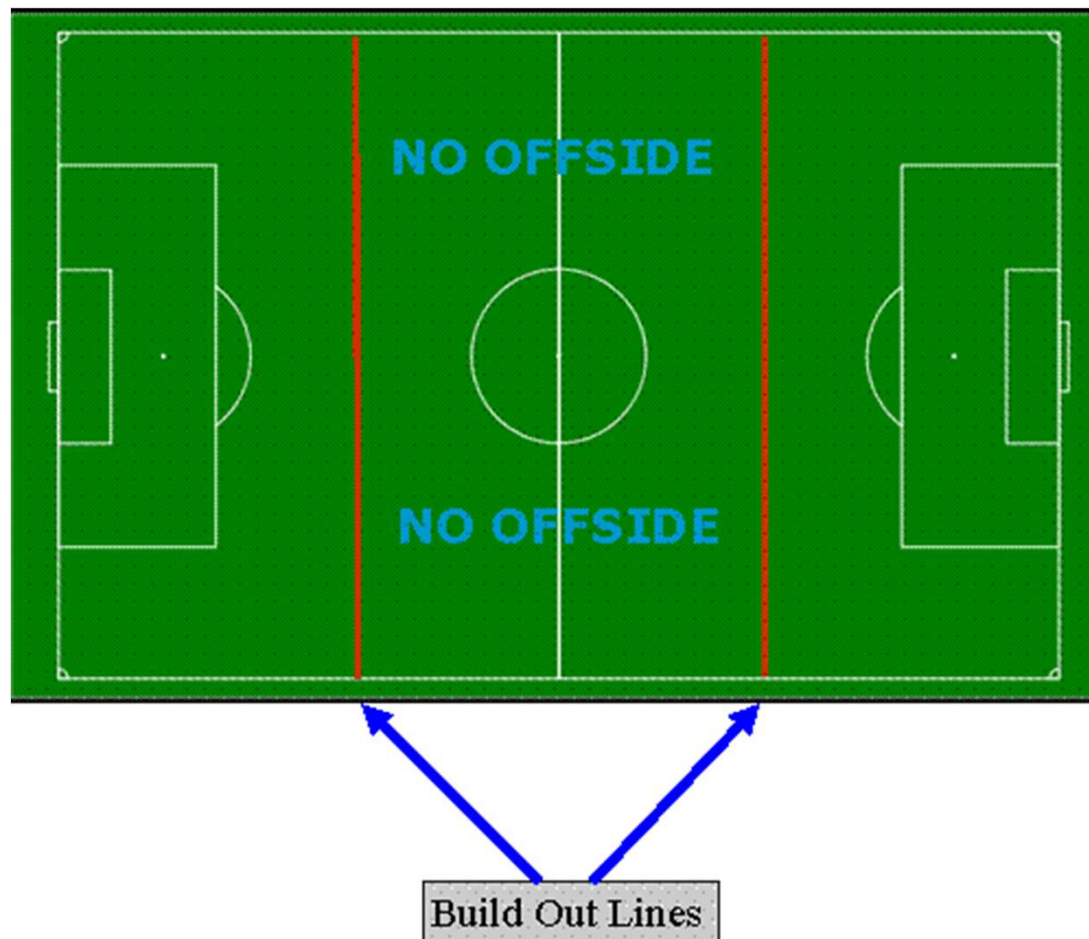
U09/U10 Buildout Line



Players must retreat once the Goalkeeper handles the ball or a Goal Kick is awarded.

GAME FORMAT

U09/U10 Buildout Line



Rules of Play

Borrowing Players

Can only borrow players if:

Needed to get to minimum players

Borrowing coach declares he borrow

Is approved by the opposing coach

Not intended to build an advantage

Must be same age group or one lower

Must be a registered player in the Recreation season

Must be registered with the league (insured)

Cannot be used during end of season tournament

This is not a recruiting tool

Basically, do not do this unless you absolutely need to.

Rules of Play

NO HEADERS*

U12 division and below.

Foul:

Indirect Free Kick

GAME FORMAT

U12

9v9

47' by 75' Field

Goalkeeper

Referee

GAME FORMAT

U14

11v11

55' by 105' Field

Goalkeeper

Referees

GAME FORMAT

U16 & U19

11v11

60' by 110' Field

Goalkeeper

Referees

THE SEASON

Lower Divisions

10 Games

Upper Divisions (U09 - U14)

8 Regular Season Games

2 Play-off Games

1 Championship Game

THE SEASON

Key Dates:

Practices Begin: August 1

Games Begin: August 26

No Games: September 2

Picture Days: September 5, 6 & 7

THE SEASON

Awards

Lower Divisions:

all players get an award.

Upper Divisions (U09 - U14):

Top 2 teams per flight; Championship:
Medals

Older Divisions (U16-U19)

Awards for first place from SOCAL



THE SEASON

All-Star Tournament

U08, U10, U12 and U14

We will form teams for each
Division/Gender to send to an All-
Star Tournament.



THE SEASON

Picture Days, September 5, 6 & 7

We have a new photography company this season.

We are going to do the weekday pictures again this season.

We will get you need info shortly.

SPONSORS

Team Sponsor: \$400

- ▶ Sponsor Plaque
- ▶ Shared game day banner with 3 Team sponsors
- ▶ Company name displayed on back of recreation team game jerseys



SPONSORS

Club Sponsor: \$600

- ▶ Includes Sponsorship for 2 Teams
- ▶ Sponsor Plaque for each team
- ▶ Shared game day banner with 2 Club Sponsors
- ▶ Company name displayed on back of each recreation team game jerseys
- ▶ Name/logo on sponsor page of City SC San Marcos website

SPONSORS

Bronze Sponsor: \$1000

- ▶ Includes Sponsorship for 4 Teams
- ▶ Sponsor Plaque for each team
- ▶ Shared game day banner with 2 Club Sponsors
- ▶ Company name displayed on back of each recreation team game jerseys
- ▶ Name/logo on sponsor page of City SC San Marcos website
- ▶ Opportunity for 1 marketing event at a City SC San Marcos game day



SAFETY

Player safety comes first.

All our volunteers that directly interact with the kids like coaches and team managers need to have a valid Livescan on record.

Coaches are also required to complete the Safesport program.

All of this will get added to your admin record at CalSouth, be sure to use the same email address when completing each requirement.

SAFETY - REDUCING RISK

- ▶ Players cannot be left unattended at field.
- ▶ Set a tone of respect for players, parents, other coaches, administrators and volunteers.
- ▶ As an adult, never be alone with a player. If you are working with an individual player one-on-one, work in sight of other adults.
- ▶ Don't send players to restrooms alone, team managers make excellent for chaperons.
- ▶ Keep barriers in place. If communication occurs by text or emails, send group messages to the entire team, including parents.
Don't use these means to communicate on an individual basis.
- ▶ Limit the use of adult-to-player communication through cell phones.
- ▶ Adults involved in a team, club, league or association should not become "friends" with players on social web sites.

SAFETY - REDUCING RISK

- ▶ Coaches coaching players of the opposite sex should make sure to have an assistant coach, parent or manager of the same sex as the players at all practices, training sessions, games, etc.
- ▶ Have another adult at all practices. Be sure at least two adults wait for players to be picked up from practices and games; if there is only one adult available, such as the coach, then make sure the adult stays out in the open and visible.
- ▶ Establish boundaries between team and social activities.
- ▶ Watch for red flags:
 - ▶ Adults who seeks personal intimacy with a player or discloses intimate, personal or emotional feelings for a player.
 - ▶ Adults who “court” a player or responds in kind to flirting or seductive behavior.
 - ▶ Adults who make excessive or disproportionate physical contact with one player

PRACTICES

Age Appropriate

- ▶ Set reasonable practice times
- ▶ Teach the appropriate skills for their age group

Leave no player behind

- ▶ Engage players physically and mentally
- ▶ Don't leave a player at the field after practice

Inform Parents

- ▶ Good Communication means good participation
- ▶ Parents are the ones bringing them to practices

Leave no trash behind



PRACTICE FIELDS

Walnut Grove Park North

- ▶ Monday thru Friday from 4pm till sunset

Walnut Grove Park South

- ▶ Monday, Wednesday & Friday 4pm till sunset

Cerro de Las Posas Park (upper field)

- ▶ Tuesday & Thursday 4pm till sunset

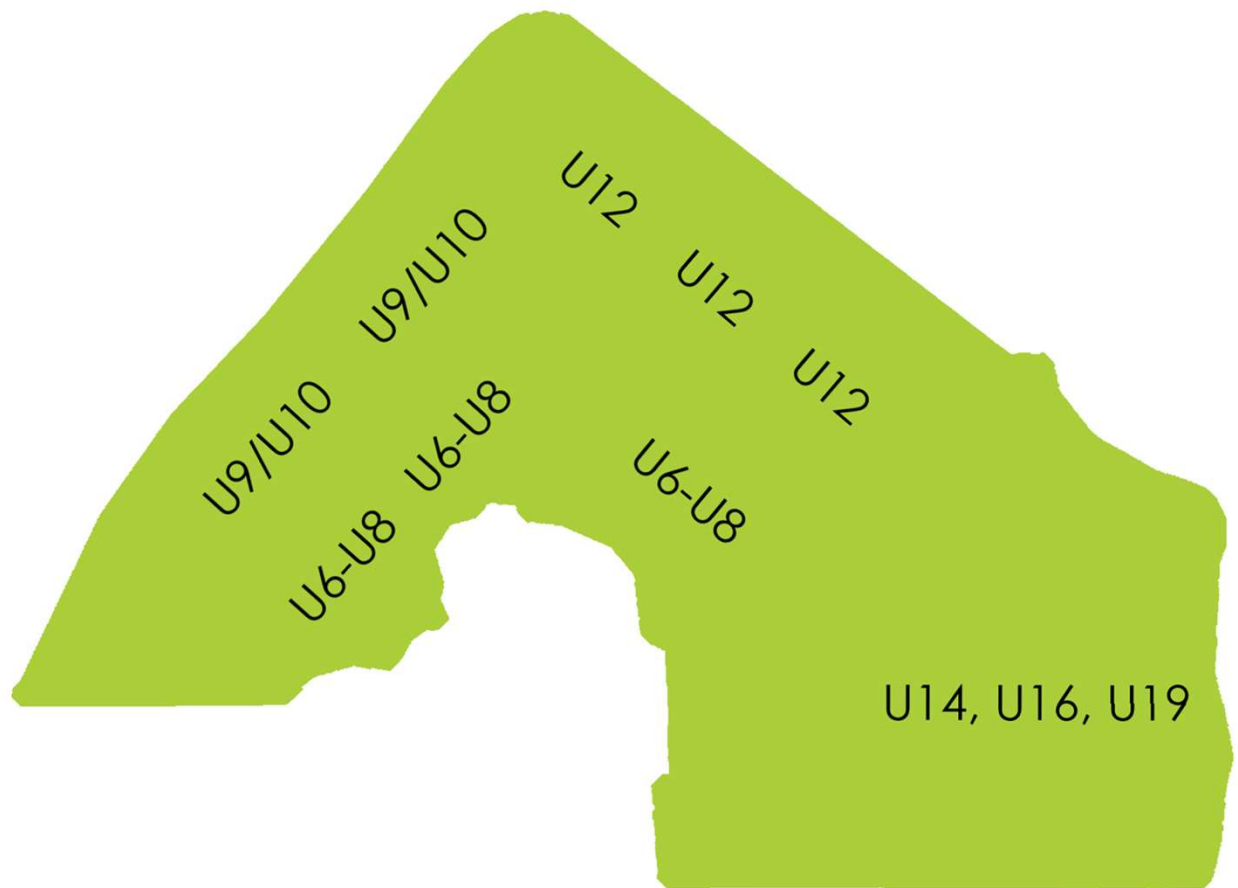
Be sure you leave time to exit the field in time.

Walnut Grove North

Try to set up so that younger players are not next to older players.

We do not want wild shots to strike a younger player.

Set up to give the most teams space



GAME DAY

Be sure to arrive early.

- ▶ make sure the team is present and warmed up

If you have the first match of the day, help set up

If you have the last match of the day , help with nets

Clean up after your match

Make room for the next match



Parking

Park in designated areas only

DO NOT park in the horse area

Space is limited, give yourself time in case you have to park further way.



CODE OF CONDUCT

PLAYERS

Promote Sportsmanship & Respect for:

- ▶ Coaches
- ▶ Officials
- ▶ Teammates & Opponents
- ▶ The Game



CODE OF CONDUCT

COACHES

Positive Coaching

Build up players' confidence

Set an example of:

- ▶ Good Sportsmanship
- ▶ Fair Play



CODE OF CONDUCT

PARENTS

Shows respect for Coaches & Officials

Let the kids play

Build up all players' confidence

Cheer, don't coach

Encouragement statements like:

"I Love to Watch You Play."

QUESTIONS

Now we will take a break to answer some questions.

Thank you for Volunteering, you make a difference!!

